

**GROUP
PRE-FLIGHT TOOL
CHASE OAKS CHURCH**



GETTING READY FOR TAKE-OFF

A great group knows where it is going. There is a compelling goal that inspires friends to jump onboard for the season ahead.

As we begin another group semester, this tool is designed to help you **dream, clarify, and refine** your group's plan. You don't need to turn this in – it's simply a resource to help you plan well.

So, as you **scroll through this tool**, grab some paper, a pen, or use your device's notepad feature, and for the next few minutes, we'll guide you to:

- 1 Assess Current Reality:** Where are people at in their lives and faith journeys in your group?
- 2 Narrow Your Focus:** Name a growth goal or two that will specifically help your group move forward toward greater faith, hope, and love this semester.
- 3 Find a Great Group Study:** With your goal(s) in mind, we'll help you think through which study will be best.
- 4 Register Your Group:** Finally, we'll explain the way you let us know your group's details in time for open enrollment.

ASSESS

CURRENT REALITY

1

Write out **names of people in your group last season** (or from *The Gamble*). Also, write out the names of anyone you'd like to **invite to join your group**.

2

Look at the names on your list. How would you describe each person's current reality (where is there **momentum, stagnation, frustration, and fear** in their life and walk with Jesus)?

3

Think about your group as a whole. What are some **common challenges** you all are facing this season?

4

On a scale of **1 to 5** (1 = stale/stagnant; 5 = vibrant/dynamic), how would you **rate the state** of your group at the end of last semester? Why?

NARROW YOUR FOCUS

A group at Chase Oaks is a small gathering of **friends** committed to taking **next steps together** in their relationship with Jesus. What does that look like? It means growing in **faith, hope, and love**.

FAITH

Gaining more and more confidence that Jesus is who He said He is and He did what He said He would do; understanding and applying God's Word better; addressing tricky questions and doubts together.

HOPE

Seeing the world the way Jesus sees it, and finding our role in His vision of redemption and reconciliation; discovering gifts and strengths to build the Kingdom; finding hope in the middle of chaos.

LOVE

Living out the two greatest commandments – loving God and loving others; learning to love people the way Jesus loved; building stronger relationships, families, and friends through our words and actions.

1

If your group focused on **one area** (faith, hope, love) this season, which one would you choose and why?

2

At the end of the semester, what would you hope to be true of your group? Look at the following **goals** as examples. What are one or two you'd have for your group (or add your own)?

- Get new blood and energy – we've been lacking it.
- Become better friends – more authentic, committed, loving, and consistent.
- Develop relational skills – improve our marriages, parenting styles, communication.
- Go to the next level in our relationship with God – dive into His Word and apply it
- Help each other through difficult circumstances
- Have more fun as a group. Let's face it: we've gotten stale and a bit boring.
- Help each other discover giftings and strengths – and start using them.
- Encouraging each other – we need wind in our sails.
- Empower leadership. We know we've got several future leaders in our group.
- Share our stories and testimonies with one another. It's been a while since we've done that.
- There are some problematic and troubling issues brewing. We need to address those in a loving way.
- _____
- _____

NARROW YOUR FOCUS

3

The Homework Question. Be honest, how much work in-between sessions would your group members be willing to do: **None, some, or a good amount** if it's worthwhile?

4

Pray. Pause for a moment. Pray for each person on your list, and your group as a whole. Ask God to give you **wisdom** on how you can best encourage your group to deepen friendships and take next steps in their faith journeys.

5

Your Top 3. Now look at the list of group resources for the Spring. You can find that at chaseoaks.org/groups (scroll down to "leader resources" and select "Spring Resources"). Based on your answers above, what three choices stand out to you the most?

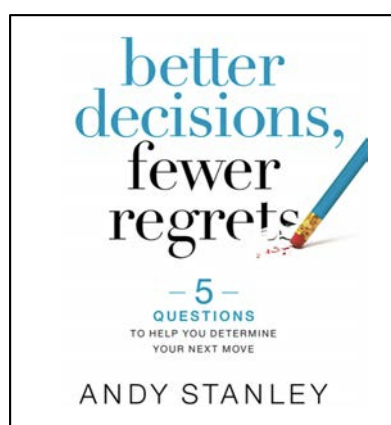
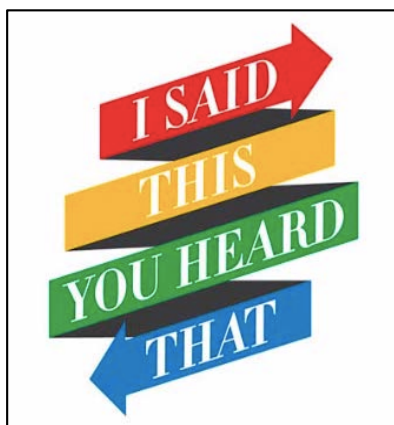

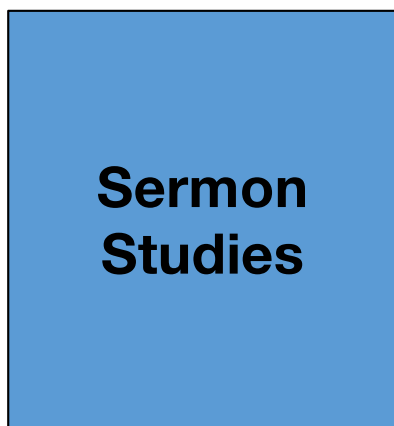
6

Process with somebody else. Finally, talk about your observations and top three choices with another person. If you have a **co-leader**, talk with them. Also, connect with your **coach**. Then, select the study you think will best meet your goals. Remember: **no study is perfect!** It's simply a tool to help your group move forward this season.

SPRING 2021

FEATURED STUDIES

As you think through the upcoming semester, consider one of our **featured studies**. We highlight these options a bit more to our church because these studies are a critical part of our pathway, especially timely, and/or are our **highest rated** discussion starters. Here are the featured studies for the spring:



REGISTER YOUR GROUP

Now that you have a plan, it is critical you **register** your group, even if your group was together last semester. Why? It's how we keep up-to-date with your group's details (we know these change as calendars fluctuate each season).

Every group planning to meet this spring (including those continuing on from the fall or *The Gamble*) **needs to register** by filling out the **Group Registration Form**. This form is found at the following link: chaseoaks.typeform.com/to/u5rvgBLz

To help you be ready to fill out the form, here are a few components to think through ahead of time.

1

Type of Group: What is your primary demographic? We do men's groups, women's groups, couples groups, young adult groups, and anybody groups. Which best fits your group?

2

Location: Where do you plan to **primarily** meet as a group: **online** or **offsite** (at a home or other location)?

3

Day and Time: When will your group meet this semester?

4

Group Capacity: Consider the maximum number of people your group can accommodate. This will limit the number of people who can register for your group (once your group is full it will no longer appear on the locator). This number should be between 3-30 (if you're not sure, we recommend 15). **We ask all groups to be open and invitational.** And barring special circumstances, groups should be listed on the locator for Open Enrollment.

REGISTER YOUR GROUP

5

Group Study: When you register, you'll need to know which study you'll be doing this semester. You'll first be asked if it's a "featured study." If it's not, select "other studies" and you'll see our expanded list.

6

Group Name: Come up with a name that is unique to your group. It typically includes the Leader's last name and the type of group (demographic), but it could also include your study topic or other keywords that describe your group. Try to **limit it to less than 6 words**. Here are some examples to consider:

Watson Group
Torrence Couples Group
Lee Men's Group
Teese Young Professional Group
Rainwater Empty Nesters Group
Leonard Single Moms Group
SMACK Young Adult Group
Prime Timers Empty Nesters Group
Dream Big Couples Group
Established Women's Group
Hansen Canyon Creek Group
Truong Marriage Group
Wong Lake Highlands Group
Monroe Men's Basketball Group
Homeschooling Moms Group
I Said This... Women's Group
Immerse Messiah Lunch Hour Group

REGISTER YOUR GROUP

7

Group Description: In a few words, describe the heart, tone, and uniqueness of your group (less than 60 words). You may want to include things like general age range, childcare options, zip code of meeting location, and goal for the season. In the boxes below, you'll see some sample descriptions in italics.

**Truong Canyon Creek
Men's Group**

Mondays at 7:00 AM
Offsite
Topic: Dream Big
Richardson Campus - Men

Just a bunch of guys who like coffee, authentic discussions, sometimes play a round of golf too! We meet at an outdoor Starbucks patio.

Openings: 15

SIGN UP FOR THIS GROUP

Stanesic Parent's Group

Wednesdays at 6:30 PM
Offsite
Topic: Sermon Studies
Legacy Campus - Couples

Come join us as we dig deeper into each week's sermon and live life together. We are in our 30s-40s+ with young kiddos. We meet at a home in 75074, and childcare is provided by KidzKlub.

Openings: 10

SIGN UP FOR THIS GROUP

**Khastehdel Homeschooling
Moms Group**

Wednesdays at 8:30 PM
Online
Topic: Intentional Parenting
Sloan Creek Campus - Women

We are a group of homeschooling moms that meet online to share our homeschooling journey, and we invite you to join us! 20s to 40s, toddler to middle school children. No childcare provided.

Openings: 15

SIGN UP FOR THIS GROUP

REGISTER YOUR GROUP

DON'T FORGET – FILL OUT THE FORM! Doing all this prep work is nice, but what is most important is you submitting your information to us so we can make sure your group is set-up in our system for the spring, support you well! Please do this as soon as possible. Thanks!

GO TO: chaseoaks.typeform.com/to/u5rvgBLz



SPRING 2021

SEMESTER CALENDAR

WEEKEND	OPEN ENROLLMENT	GROUP SEMESTER	IMPORTANT DATES
Jan 1-3			New Years (1st), School Resumes (5th, 6th)
Jan 8-10		All Church Group Series - THE GAMBLE (Wk. 1)	
Jan 15-17		All Church Group Series - THE GAMBLE (Wk. 2)	MLK Day (18th)
Jan 22-24		All Church Group Series - THE GAMBLE (Wk. 3)	
Jan 29-31		All Church Group Series - THE GAMBLE (Wk. 4)	
Feb 5-7	OE Opens	All Church Group Series - THE GAMBLE (Wk. 5)	Super Bowl (7th)
Feb 12-14			Valentines Day (14th) , School Off (15th)
Feb 19-21		Spring Group Semester Starts	
Feb 26-28	OE Closes		
Mar 5-7			PISD, AISD, LISD, FISD Break (8-12)
Mar 12-14			RISD Break (15-19)
Mar 19-21			
Mar 26-28			
Apr 2-4			Easter (4th)
Apr 9-11			
Apr 16-18			
Apr 23-25			
Apr 30-May 2			
May 7-9			Mother's Day (9th)
May 14-16			
May 21-23			AISD, FISD Ends (21st)
May 28-30			PISD/RISD, LISD Ends (27th/28th), Mem. Day (31st)
Jun 4-6			